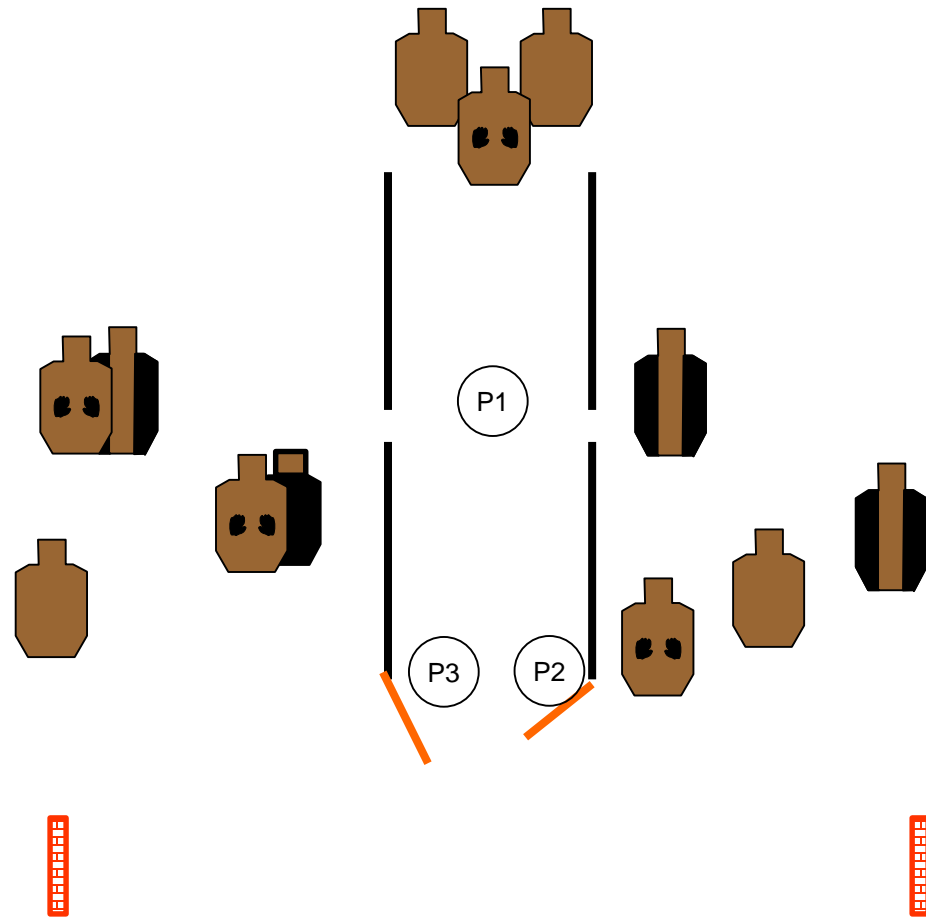
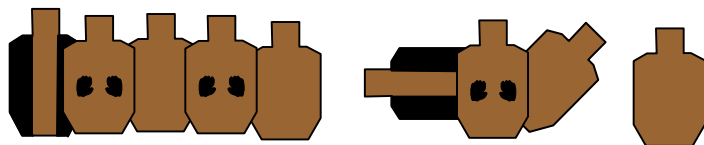


Scenario	A bunch of criminals escaped from a prison bus and got their hands on guns and are holed up in a fenced in area. You have to clear them out.
Scoring	Vickers
Concealment	Mandatory
Starting Position	P1 facing wall, hands at sides. Gun loaded to division capacity.
Description	At the signal step to the right and engage targets from cover. Steel MUST fall before proceeding. Go to window and engage all targets from window. Proceed to P3 and engage targets from cover. All paper gets 2 shots each. Steel must fall.
Scored shots	17
Targets	5 x plain, 3 x NT, 2 x head, 1 x skunk
Props	Plywood wall with window. Popper, swinger
Setup notes	
SO Notes	
	BAY A



Scenario	You're downtown after a late dinner meeting and end up in an alley next to the parking lot. You run into a gang with intentions to rob you.
Scoring	Vickers
Concealment	Mandatory
Starting Position	P1 Gun loaded to division capacity. Facing down range, hands at sides.
Description	At the signal engage targets in front of you either standing or backing up. Proceed to P2 and engage targets from cover. Then proceed to P3 and engage targets from cover. All paper gets 2 shots each.
Scored shots	16
Targets	4 x plain, 4 x NT, 3 x skunk, 1 x head
Props	
Setup notes	
SO Notes	
	BAY B

Wrong alley.	Mark Stavrakis	1/2019
---------------------	----------------	--------

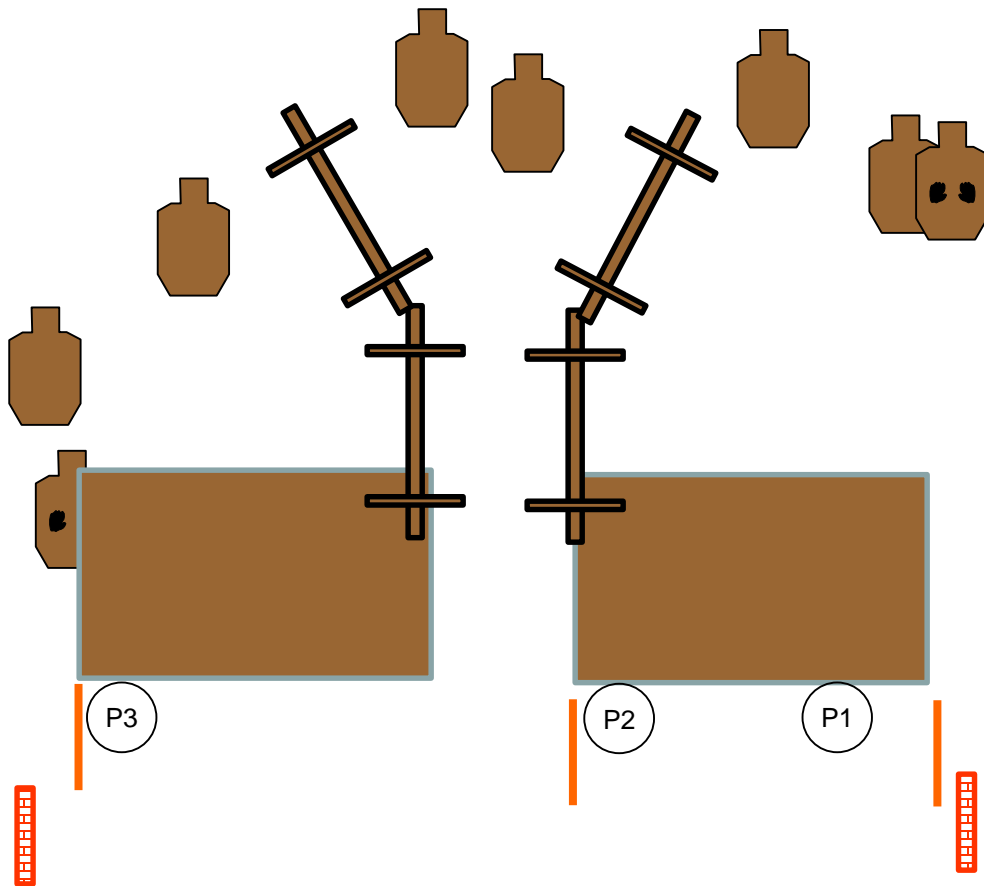


P1

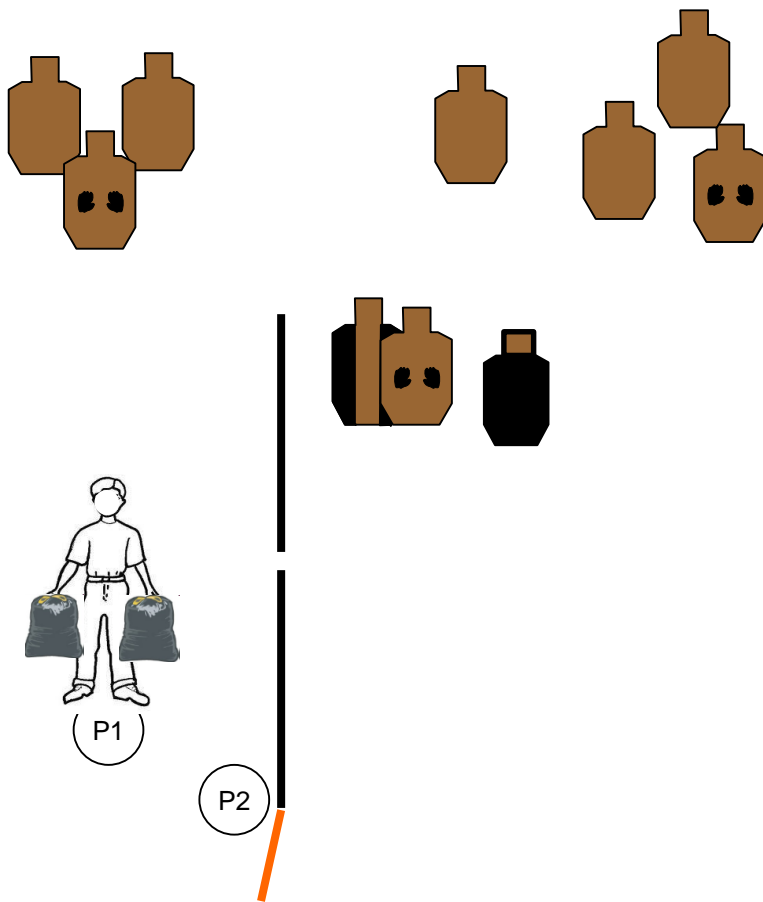
Scenario	Basic skills
Scoring	LIMITED Vickers
Concealment	Optional
Starting Position	P1 Gun loaded with 6 rounds only. Extra ammo on belt.
Description	At the signal shooter goes to either end and engages all targets with 1 shot each STRONG hand only, After reload, engage all targets with 1 shot each WEAK hand only, then proceed to opposite end and engage all targets with 1 shot each free style.
Scored shots	18
Targets	4 x plain, 3 x NT, 2 x skunk
Props	
Setup notes	
SO Notes	
	BAY C



Basic skills	Mark Stavrakis	1 - 2019
---------------------	----------------	----------

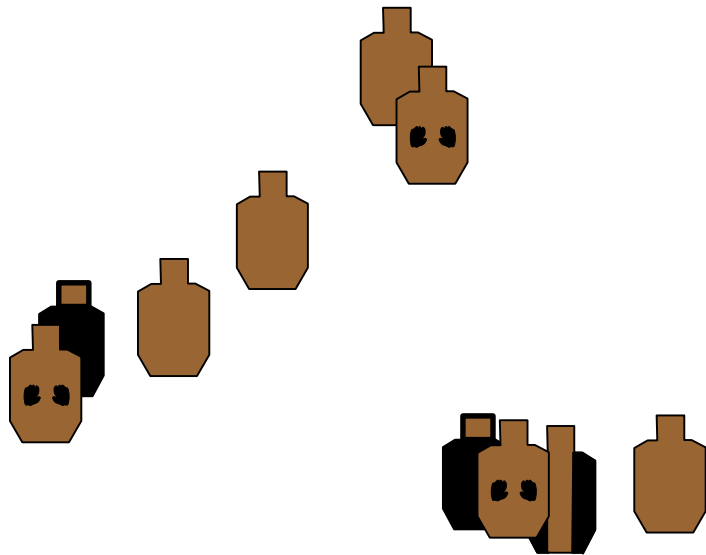


Scenario	During a visit to a local warehouse store you get into the middle of a domestic issue and a family of bad guys think you're the person that's been beating up their sister. You just want out of there.
Scoring	Vickers
Concealment	Mandatory
Starting Position	P1 Gun loaded to division capacity.
Description	At the signal step to the right and engage all targets. Proceed to P2 and engage all targets from cover. Proceed to P3 and engage all targets from cover. All targets get 2 shots each.
Scored shots	12
Targets	6 x plain, 2 x NT
Props	
Setup notes	
SO Notes	
	BAY D

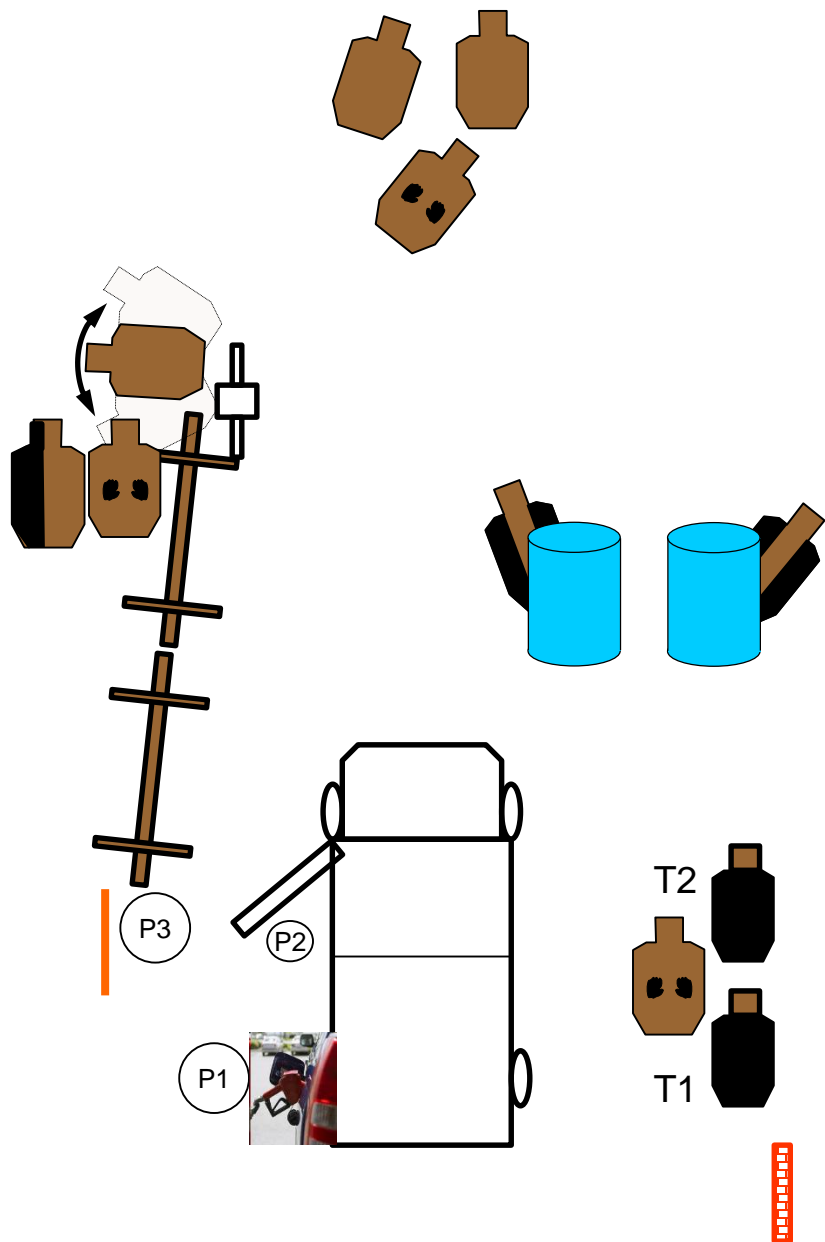


Scenario	You're on the way to the trash can and get jumped by some gun totin' bad guys. You take care of business and try to get away but there's a bunch of them.
Scoring	Vickers
Concealment	Mandatory
Starting Position	P1 Holding trash bags in each hand. PCC holds single bag in strong hand. Gun loaded to division capacity.
Description	At the signal engage targets either standing or moving to P2. At P2 engage all targets from cover. All targets get 2 shots each.
Scored shots	14
Targets	5 x plain, 3 x NT, 1 x skunk, 1 x Head
Props	2 trash bags with weights
Setup notes	
SO Notes	
BAY E	

Take Out the trash	Mark Stavrakis	1 - 2019
---------------------------	----------------	----------



Scenario	You're minding your own business sitting on a park bench when a bunch of punks start harassing you. It's all fun till they pull out knives and say it's a stick-up.
Scoring	Vickers
Concealment	Mandatory
Starting Position	P1 Sitting facing down range. Hands on knees. Gun loaded to division capacity.
Description	At the signal stand and engage all targets any order with 2 shots each.
Scored shots	14
Targets	4 x plain, 3 x NT, 2 x head, 1 x skunk
Props	
Setup notes	
SO Notes	
	BAY F



Scenario	You stopped at the local Stop N Rob to gas up the Classic S10 but you stumble into a gang. All you wanted was to get some gas and a burrito but now you have to care of business.
Scoring	Vickers
Concealment	Mandatory
Starting Position	P1 Hand on gas nozzle. Gun loaded to division capacity on front seat along with all ammo. Truck door is OPEN.
Description	At the signal retrieve gun and ammo from front seat and engage T1 + T2 from over truck bed. Proceed to open truck door and using door as cover, engage all targets in tactical priority, near to far. (3 rows) Then proceed to P3 and engage remaining target. All targets get 2 shots each. Steel must fall before moving to wall. DO NOT SHOOT THE TRUCK!!
Scored shots	17
Targets	3 x open, 3 x NT, 2 x skunk, 2 x head 1 x Left HC
Props	Swinger, steel activator, Truck, 2 x barrels, gas nozzle
Setup notes	
SO Notes	3 rows Watch for 180 at the truck bed.
BAY X	

Put 'em up at the Fill 'er Up

Mark Stavrakis

1 – 2019