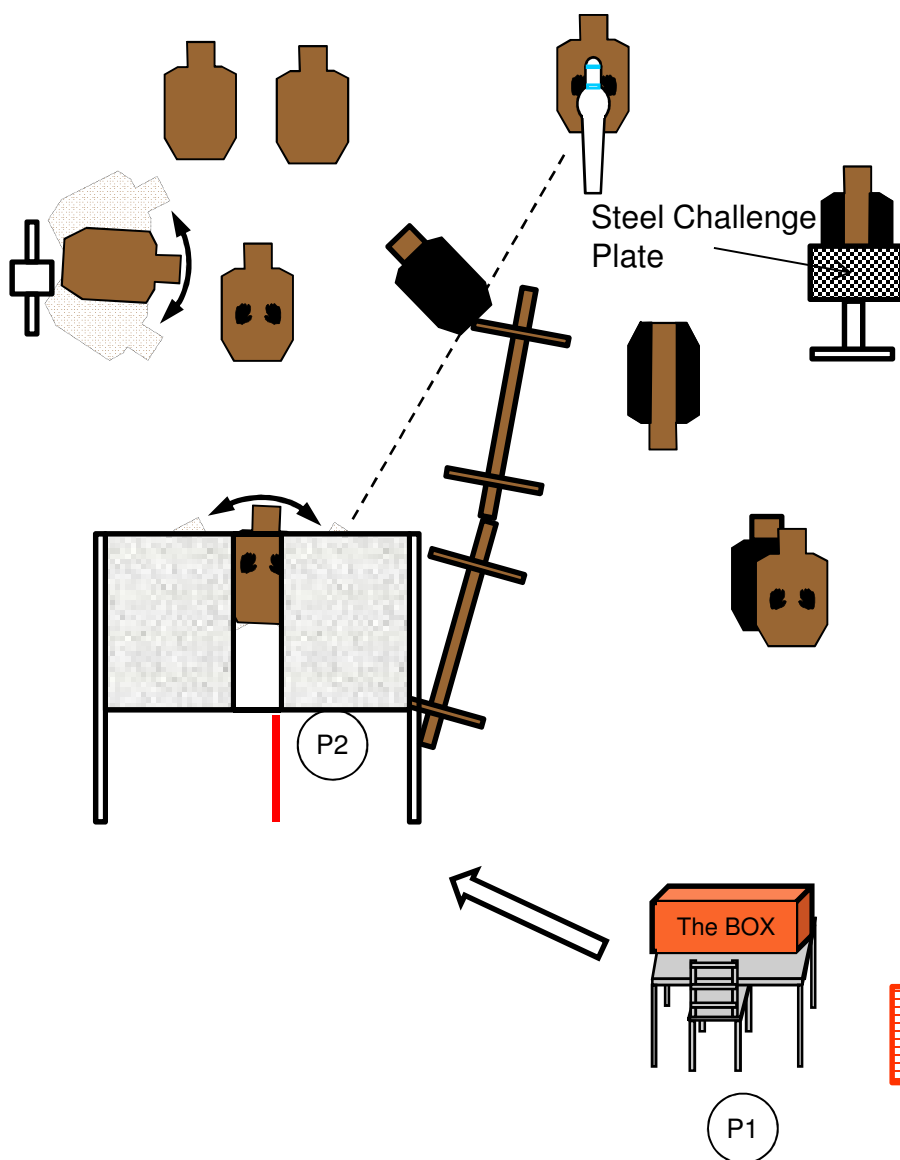


Scenario	You're out for a leisurely bicycle ride and take the wrong path. You find yourself surrounded by gang bangers and their dogs. You try to pedal away but have to shoot your way out.
Scoring	Vickers
Concealment	Optional
Starting Position	P1 On bicycle with both hands on handlebars. Gun loaded to division capacity.
Description	At the signal, draw and engage all targets in any order but ONE HAND must remain on the handlebar and feet must be pedaling while shooting . All paper gets 2 shots each, steel must fall.
Scored shots	15
Targets	4 x plain, 3 x NT, 1 x bottom HC, 2 x dogs
Props	Bicycle, 1 x popper
Setup notes	
SO Notes	For left hand shooters, turn the bicycle to opposite position.
	BAY A

Easy Rider	Mark Stavrakis	February 2017
------------	----------------	---------------

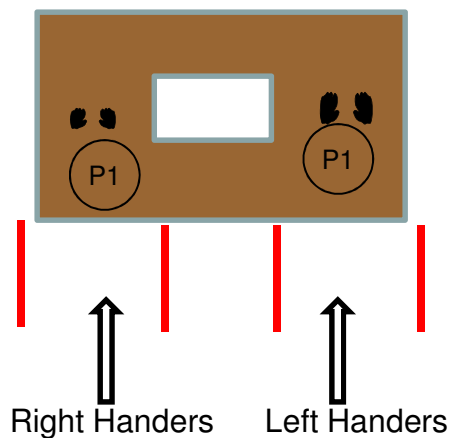



Scenario	You're watching the counter in the corner Stop 'N Rob store when a mob comes in to rob the place. They hide behind the shelves so you have to shoot around their cover.
Scoring	Vickers
Concealment	Mandatory
Starting Position	Seated at P1, hands on knees. Gun loaded to division capacity placed in the box.
Description	At the signal, retrieve gun from box and engage targets in Tactical priority, near to far. 4 rows. WHILE SEATED. Then proceed to P2 and engage all targets through window. All paper gets 2 shots each, steel must fall.
Scored shots	15
Targets	3 x plain, 4 x NT, 1 x skunk, 2 x head
Props	1 x popper, 1 x steel challenge big plate and stand with short 2 x 4, 1 x activator steel, 2 x swingers, the BOX
Setup notes	
SO Notes	
	BAY B

Get out the way!

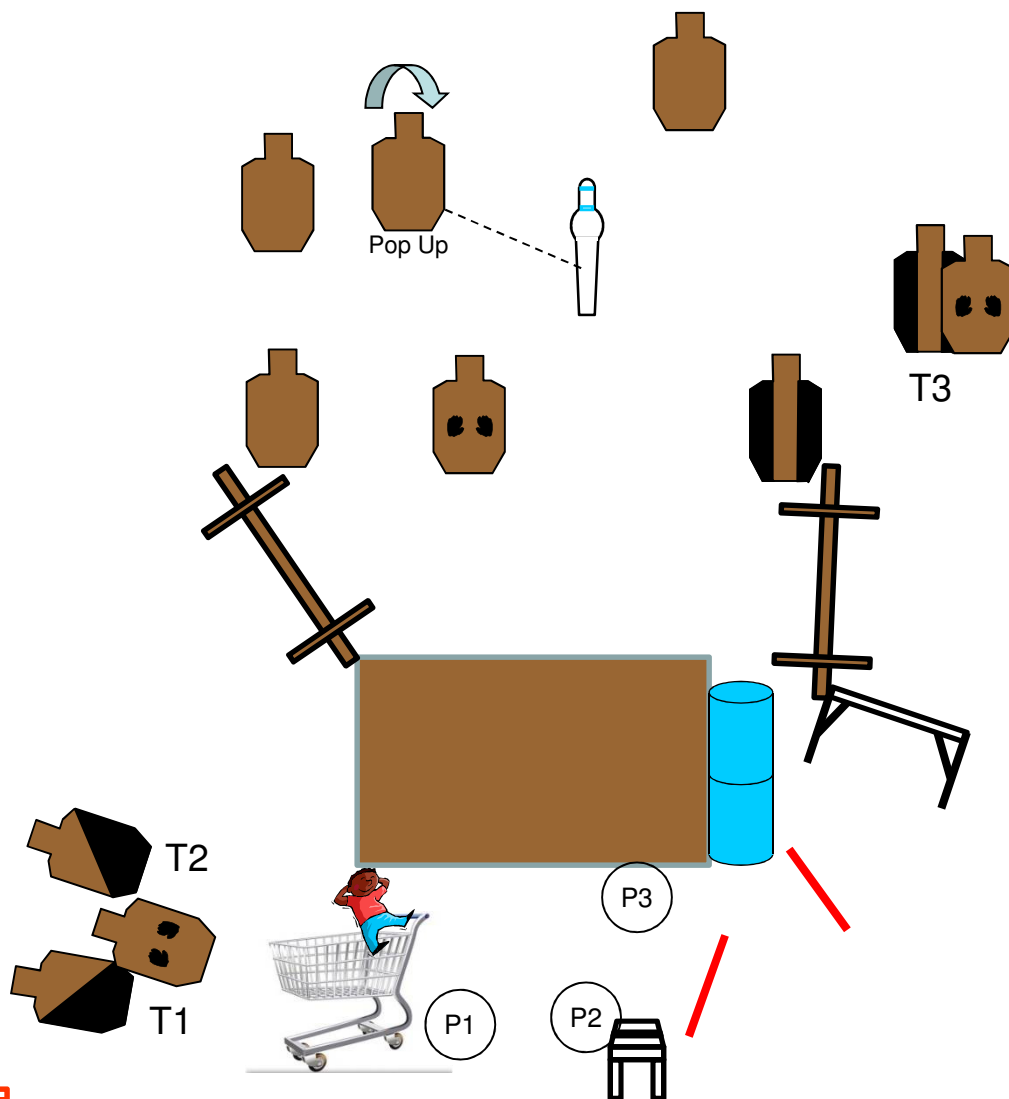
Mark
Stavrakis

2-2017



Scenario	Basic skills
Scoring	Limited Vickers
Concealment	Mandatory
Starting Position	P1 Gun loaded with 6 rounds only.
Description	Right handers start at LEFT P1 Left handers start at RIGHT P1 Both with hands on wall. At the signal draw and engage all targets with 1 shot each from closest side of wall. Then after reload, proceed to window and engage each target through window with 2 shots each.
Scored shots	18
Targets	2 x open, 3 x NT, 2 x Skunk, 1 x right HC, 1 x left HC
Props	
Setup notes	
SO Notes	
	BAY C

Basic Skills	Mark Stavrakis	2-2017
---------------------	----------------	--------

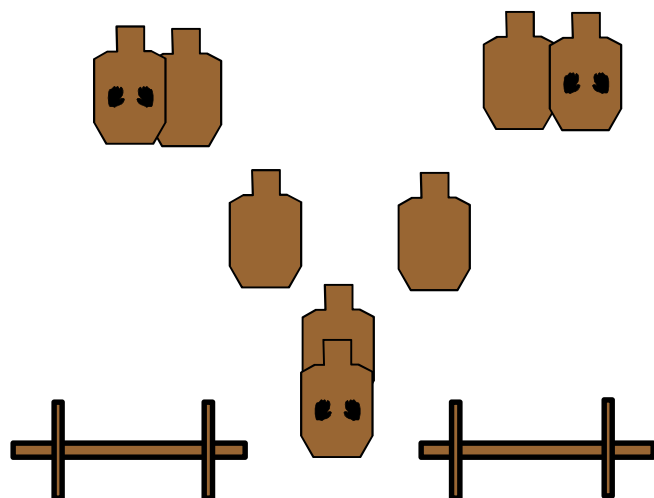


Scenario	After a delightful shopping day at Wally World you're pushing lil' Bubaleena to the truck and walk into a gang fight. You gotta get Bubaleena to safety.
Scoring	Vickers
Concealment	Mandatory
Starting Position	P1 Both hands on shopping cart handle. Gun loaded to division capacity.
Description	At the signal, pick up Bubaleena in weak hand . While holding Bubaleena in weak hand , not under arm, draw and engage T1 & T2 while retreating to P2 using strong hand only Set Bubaleena on the stool at P2 and engage T3. Then proceed to P3 and engage all targets as you see them. All paper gets 2 shots, steel must fall.
Scored shots	17
Targets	4 x open, 3 x NT, 2 x skunk, 1 x left diag, 1 x right diag
Props	Popper, Pop-up, shopping cart, baby doll, 2 x barrels
Setup notes	
SO Notes	Honest effort to set baby on stool
	BAY D

Wally World
problem

Mark
Stavrakis

2-2017



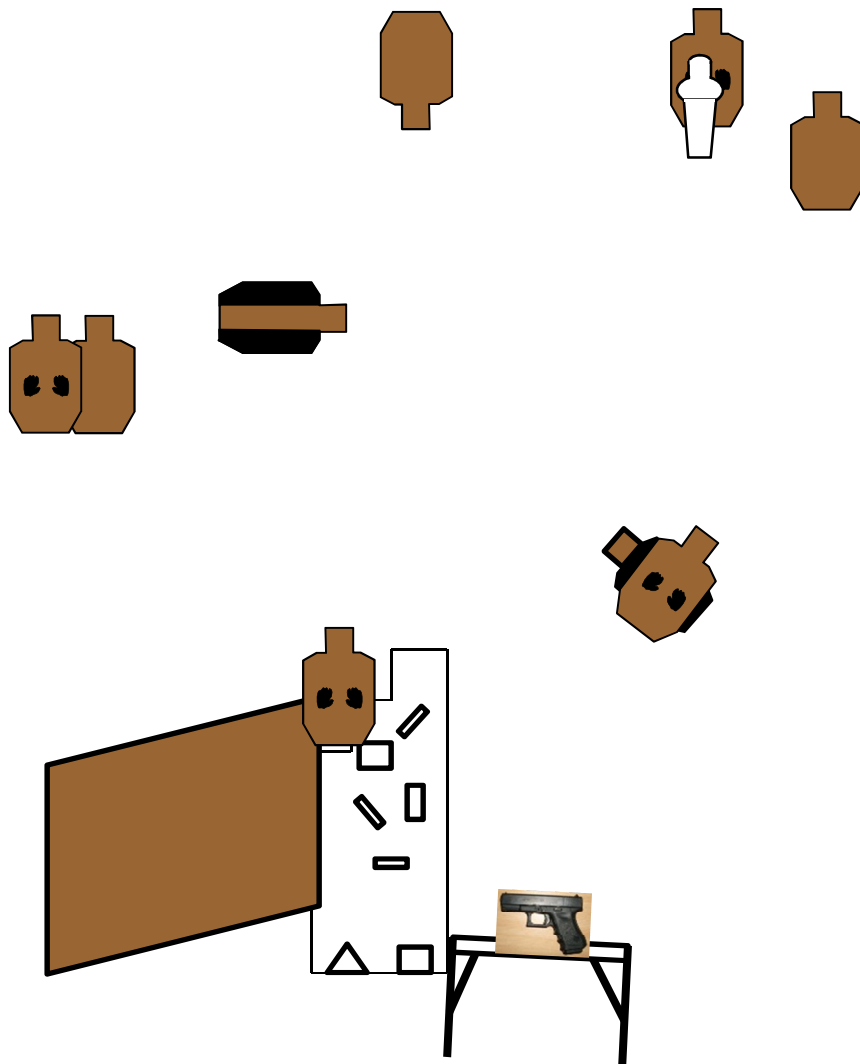
P1

Scenario	You're the Sky Marshall on Somalia Airlines when suddenly terrorists take over the plane behind you. The only shot you can take is through the door. They have hostages.
Scoring	Vickers
Concealment	Mandatory
Starting Position	Seated at P1 facing up range with hands on knees. Gun loaded to division capacity.
Description	At the signal, stand up, turn around and engage all targets with 3 shots each in tactical priority, near to far through doorway. All shots from behind table.
Scored shots	15
Targets	5 x plain, 3 x NT
Props	
Setup notes	
SO Notes	Shooter can go sideways but not past ends of table.
	BAY E

Sky Pirates

Mark
Stavrakis

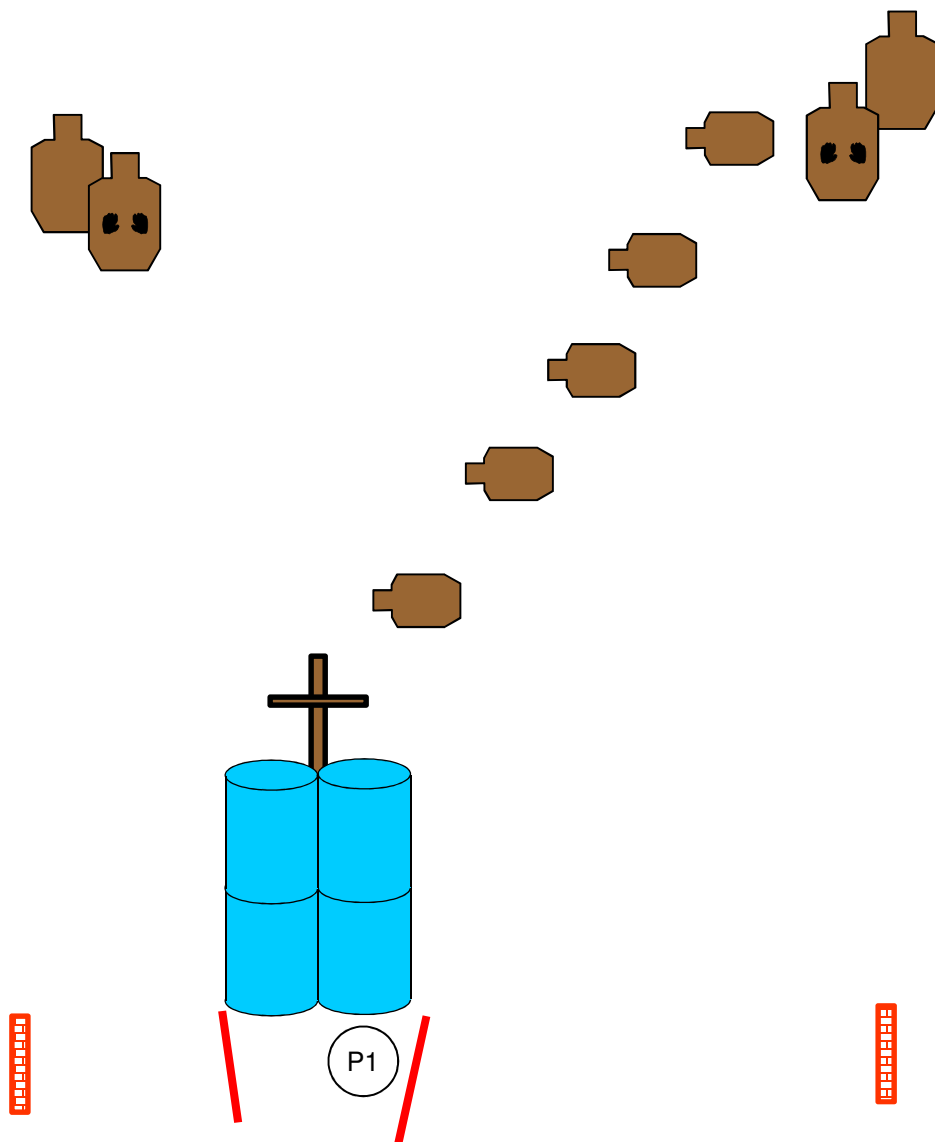
2-2017



P1

Scenario	VTAC Drill	
Scoring	Vickers	
Concealment	Mandatory	
Starting Position	P1 Facing Up range. Hands in French position, above shoulders Gun <u>unloaded</u> on table. All ammo on table.	
Description	At the signal, retrieve gun and ammo and proceed to wall. Engage all paper targets with 3 shots each, any order, through holes in VTAC wall. All shots must be through holes. Steel must fall.	
Scored shots	16	
Targets	3 x plain, 3 x NT, 1 x skunk, 1 x head	
Props	1 x popper VTAC wall	
Setup notes		
SO Notes		
	BAY F	

VTAC Drill	Mark Stavrakis	2-2017
-------------------	----------------	--------



Scenario	You're hiking and walk into a mary-wanna field. The owners send their crack- dog after you and you take cover behind a tree. You must take care of the dog and the owners but the dog just won't stop.
Scoring	Vickers
Concealment	Mandatory
Starting Position	P1 Gun loaded to division capacity.
Description	At the signal, engage targets with 2 shots each from behind barrels
Scored shots	14
Targets	2 x plain, 2 x NT, 5 x dogs
Props	
Setup notes	
SO Notes	
	BAY X

More Crack Dogs	Mark Stavarakis	2-2017
------------------------	-----------------	--------