


Scenario	You're working in the backroom in a warehouse when a robbery goes wrong awhile bad guys try to rob the place. You have a gun in the safe so you have to take them out.
Scoring	Vickers
Concealment	Mandatory
Starting Position	P1 in chair facing UP RANGE, hands on table. Gun and ammo in safe.
Description	At the signal retrieve gun and ammo. Proceed to P2 and engage all targets with 2 shots each through window. All shots must be through the window. Steel must fall.
Scored shots	17
Targets	4 x open, 3 x NT, 4 x skunk
Props	Window wall, chair, 2 x tables, red safe, 1 x popper 1 x barrels
Setup notes	
SO Notes	Watch for barricade order.
	BAY A

Trouble at work

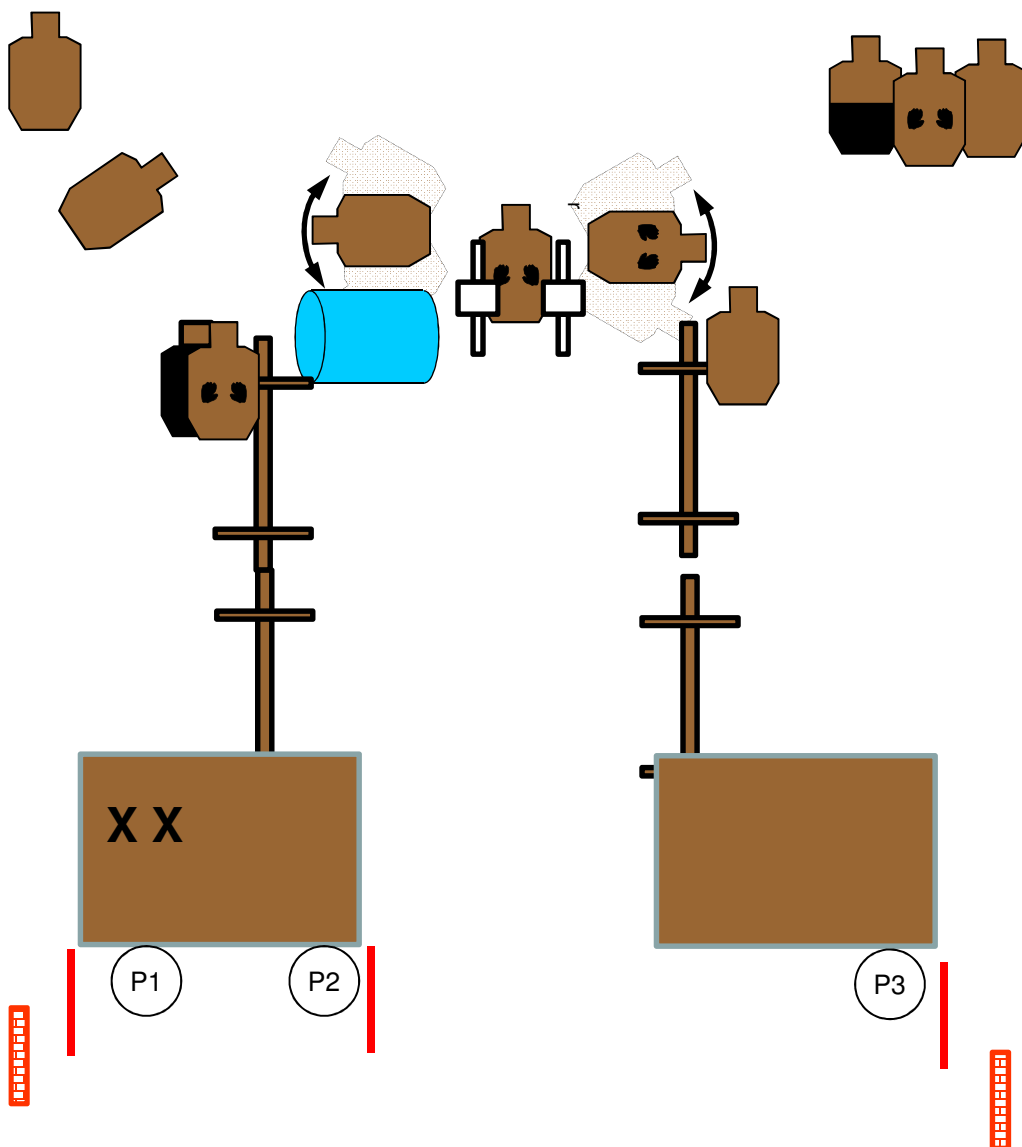
Mark
Stavrakis

July 2017



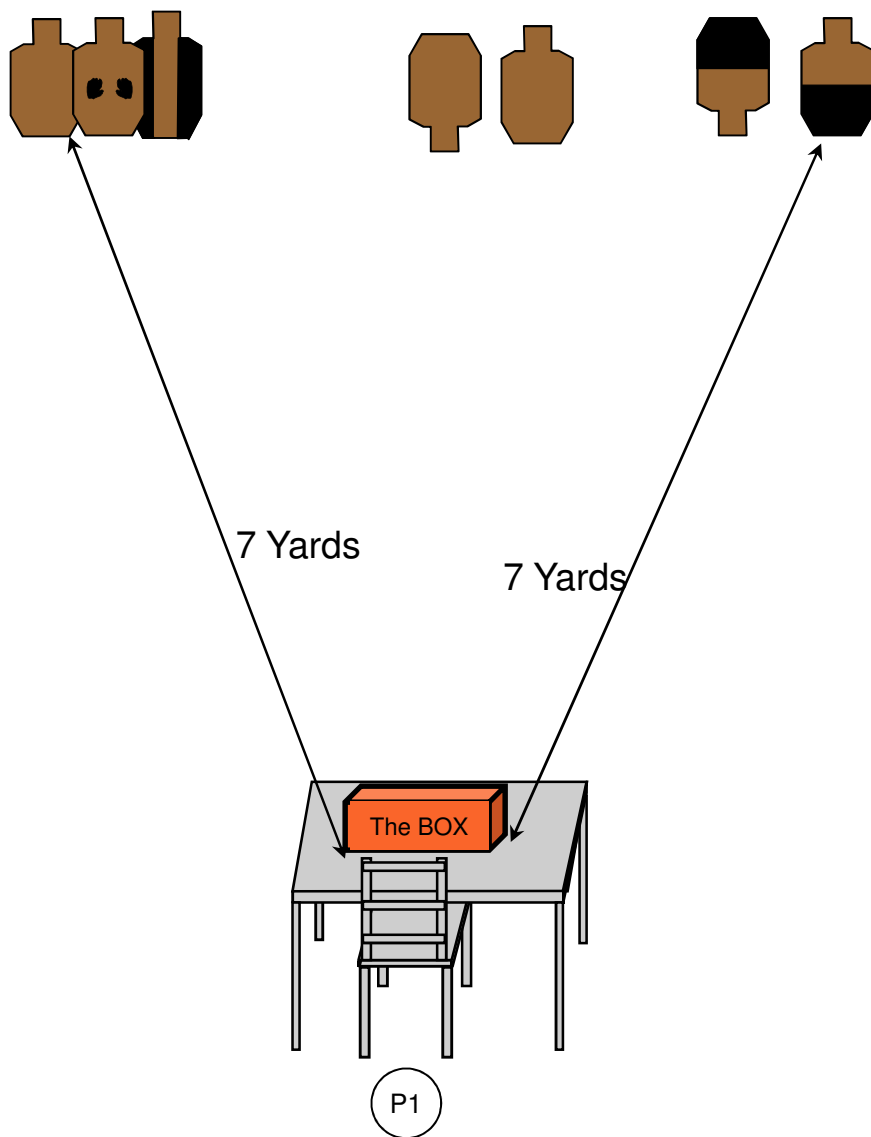
Scenario	You finally get some time to eat so you head to the park with your lunch. Gang bangers are there with their killer Chihuahuas and things get ugly quick. You have to defend yourself.
Scoring	Vickers
Concealment	Mandatory
Starting Position	P1 laying on the ground , hands behind the head. Gun in lunch bag loaded to division capacity.
Description	At the signal retrieve gun from bag and engage targets with 2 shots each, any order.
Scored shots	16
Targets	4 x plain, 3 x NT, 2 x skunk, 3 x dogs
Props	Blanket Lunch bag
Setup notes	
SO Notes	
	BAY B

Interruption at lunch	Mark Stavrakis	July 2017
-----------------------	----------------	-----------



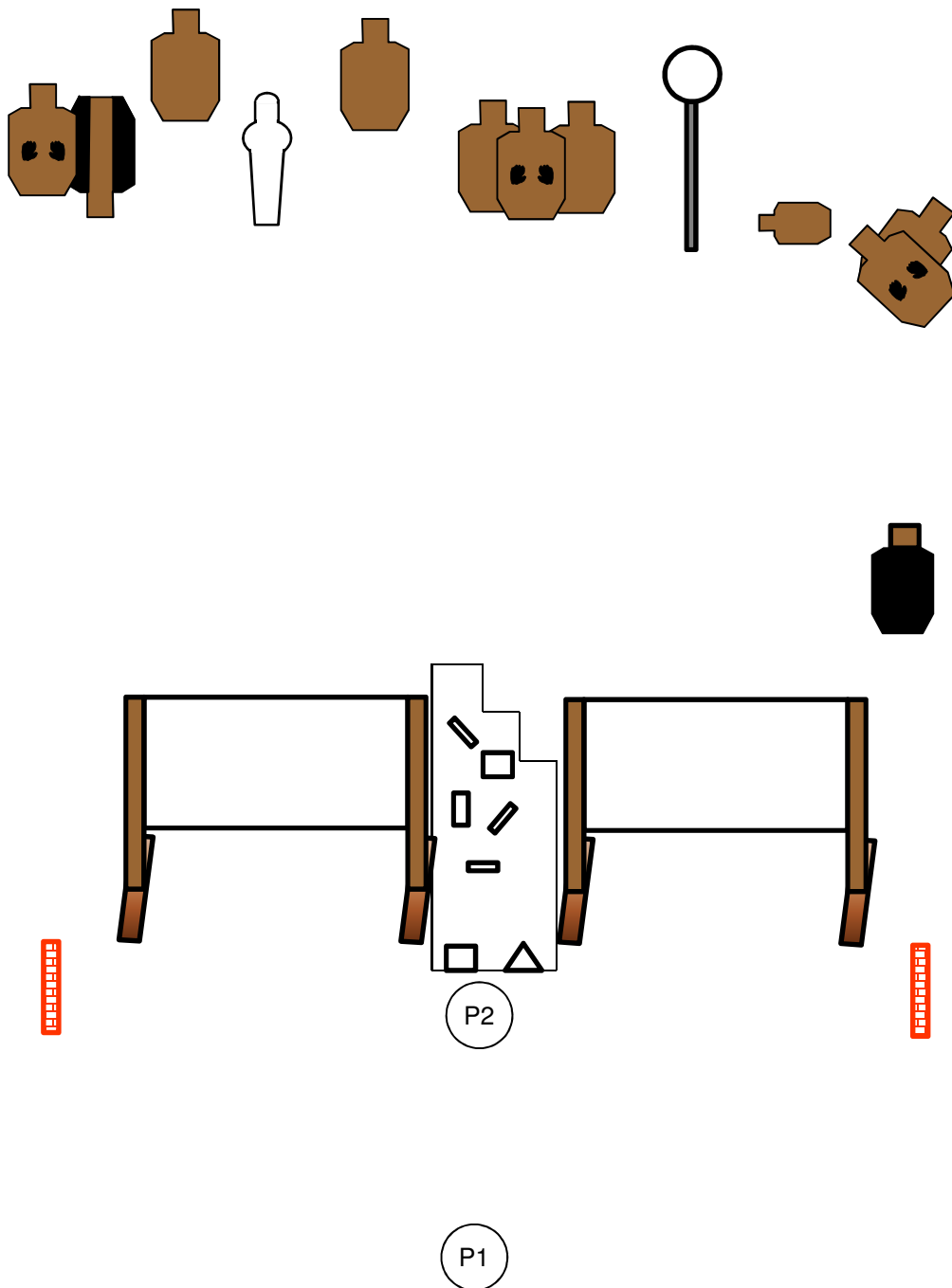
Scenario	Simple stuff
Scoring	Vickers
Concealment	Mandatory
Starting Position	P1 Hands on XX Gun loaded to division capacity.
Description	At the signal engage targets from left side of wall. Proceed to P2 and engage all targets from right side of wall. Proceed to P3 and engage all targets from right side of wall. All paper gets 2 shots each. Steel must fall.
Scored shots	16
Targets	5 x plain, 4 x NT, 1 x head, 1 x bottom HC
Props	2 x swingers, 2 x steel activator 1 x barrel
Setup notes	
SO Notes	
	BAY C

Easy, Easy	Mark Stavrakis	July 2017
-------------------	----------------	-----------



Scenario	Strong Hand / Weak Hand drill
Scoring	LIMITED Vickers
Concealment	Optional
Starting Position	P1 Seated at table Hands on legs Gun loaded with 6 rounds only , in the box Spare ammo on table
Description	At the signal, take gun out of box and using strong hand only engage all targets any order with 1 shot each. At slide lock, reload and switch gun to weak hand and re-engage engage all targets any order with 1 shot each. Then re-engage all targets any order free style with 1 shot each. All shots will be done while seated.
Scored shots	18
Targets	3 x open, 1 x NT, 1 x skunk, 2 x Bottom HC
Props	"The Box" Table and chair
Setup notes	
SO Notes	
	BAY D

Strong - Weak Drill	Mark Stavarakis	July 2017
----------------------------	-----------------	-----------



Scenario	Your fort is being invaded by multiple threats and you have to defend it.
Scoring	Vickers
Concealment	Mandatory
Starting Position	P1 facing up range Gun loaded to division capacity.
Description	At the signal proceed to P2 and engage all targets through slots in wall. Any slot, any order. All paper gets 2 shots each. Steel must fall.
Scored shots	18
Targets	5 x plain, 3 x NT, 1 x skunk, 1 x head, 1 x dog
Props	Slot wall, 1 x popper, 1 x falling plate on a stick
Setup notes	
SO Notes	
	BAY F

Hold'n the Fort	Mark Stavrakis	July 2017
------------------------	----------------	-----------