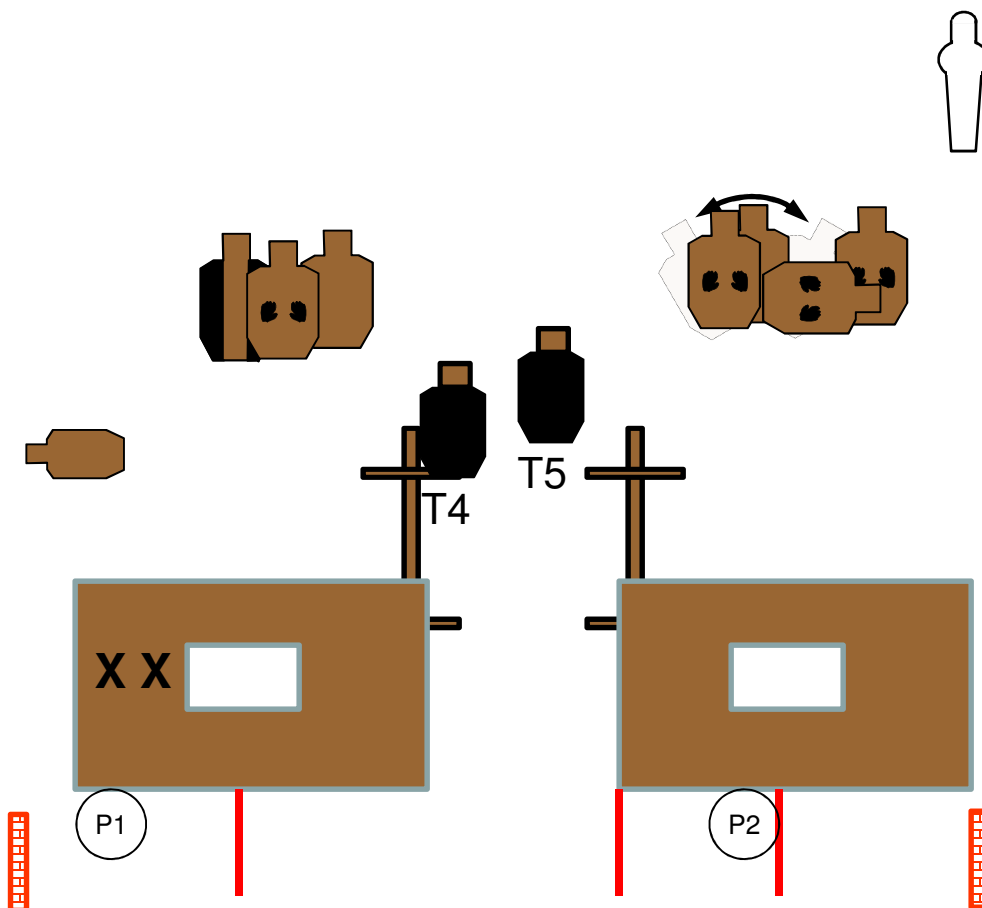



Scenario	You're working security at a chemical warehouse and terrorists try to blow the place up. You have to stop them.
Scoring	Vickers
Concealment	Mandatory
Starting Position	P1 Facing up range. Gun loaded to division capacity.
Description	At the signal turn and engage targets from P1. The proceed to P2 and engage targets through opening in wall. All paper gets 2 shots each. Steel must fall.
Scored shots	16
Targets	5 x Plain, 3 x NT, 1 x skunk, 1 x head
Props	4 x barrels, 2 x poppers
Setup notes	
SO Notes	
	BAY A

Behind the barrels	Mark Stavrakis	9-2017
---------------------------	----------------	--------



Scenario	A group of door to door crack-head magazine salesmen are trying to get in your house. They won't take no for an answer. They brought a dog.
Scoring	Vickers
Concealment	Mandatory
Starting Position	P1 Gun loaded to division capacity.
Description	Starting at P1 with both palms on wall. At the signal engage targets through window with 2 shots each. All shots must be through window. Proceed to P2 and engage T4 & T5 with 2 shots each while moving to P2. Proceed to P3 and engage popper and swinger. All paper gets 2 shots each. Steel must fall.
Scored shots	13
Targets	2 x plain, 3 x NT, 2 x head, 1 x skunk, 1 x dog
Props	1 x swinger, 1 x popper, 1 x barrel
Setup notes	
SO Notes	
	BAY B

Don't want any!	Mark Stavrakis	9-2017
------------------------	----------------	--------



P3

P2

P1

T2

T1

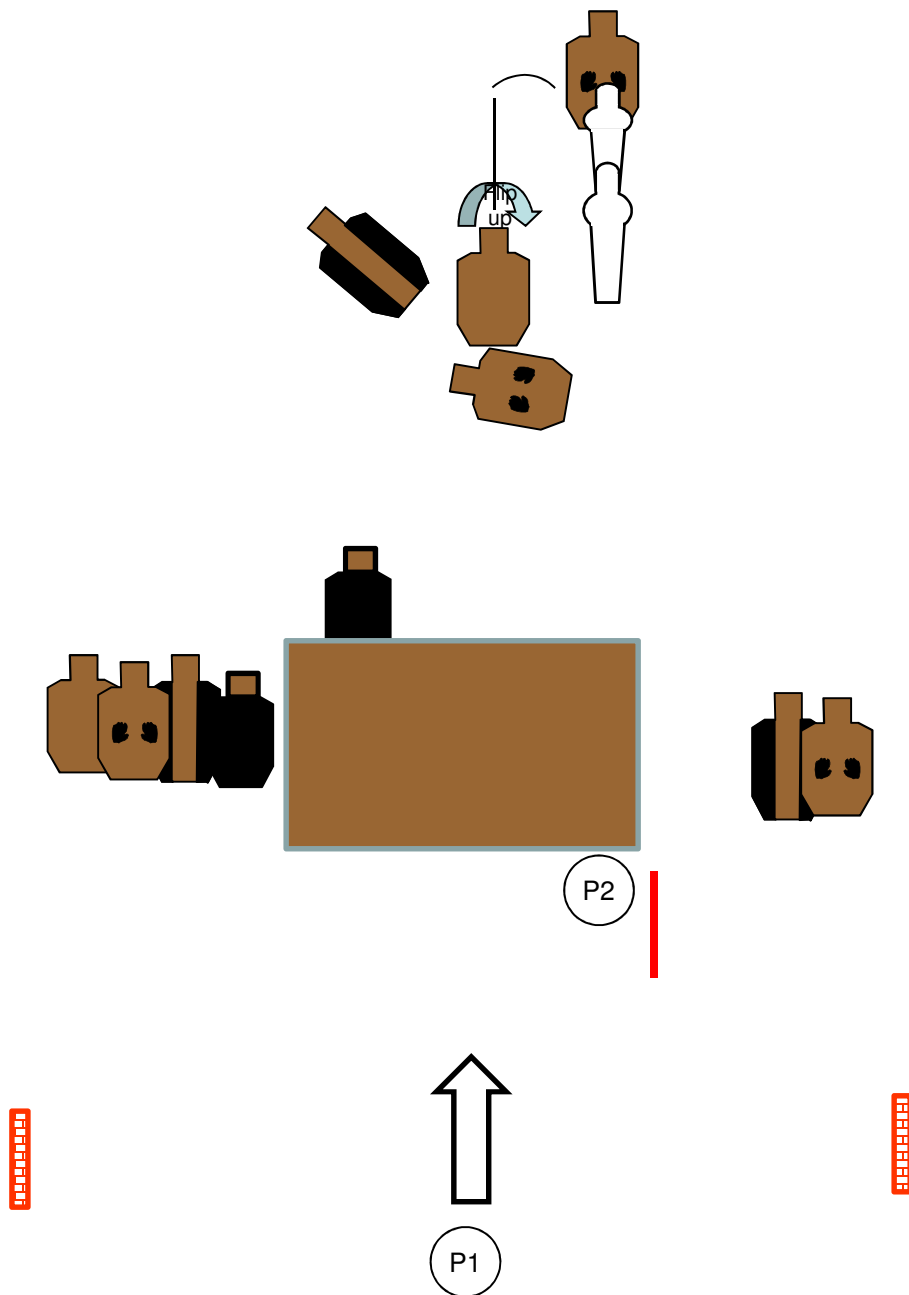


Scenario	Basic Skills
Scoring	LIMITED Vickers
Concealment	Optional
Starting Position	P1 Gun loaded with 6 rounds
Description	At the signal engage T1 with 3 rounds, move to P2 and engage T2 with 3 rounds. At P3 engage targets only through window with 2 rounds each .
Scored shots	18
Targets	6 x Skunk, 2 x NT, 2 x center cut out with HC
Props	
Setup notes	
SO Notes	
	BAY C

Welcome to
Skunk Town

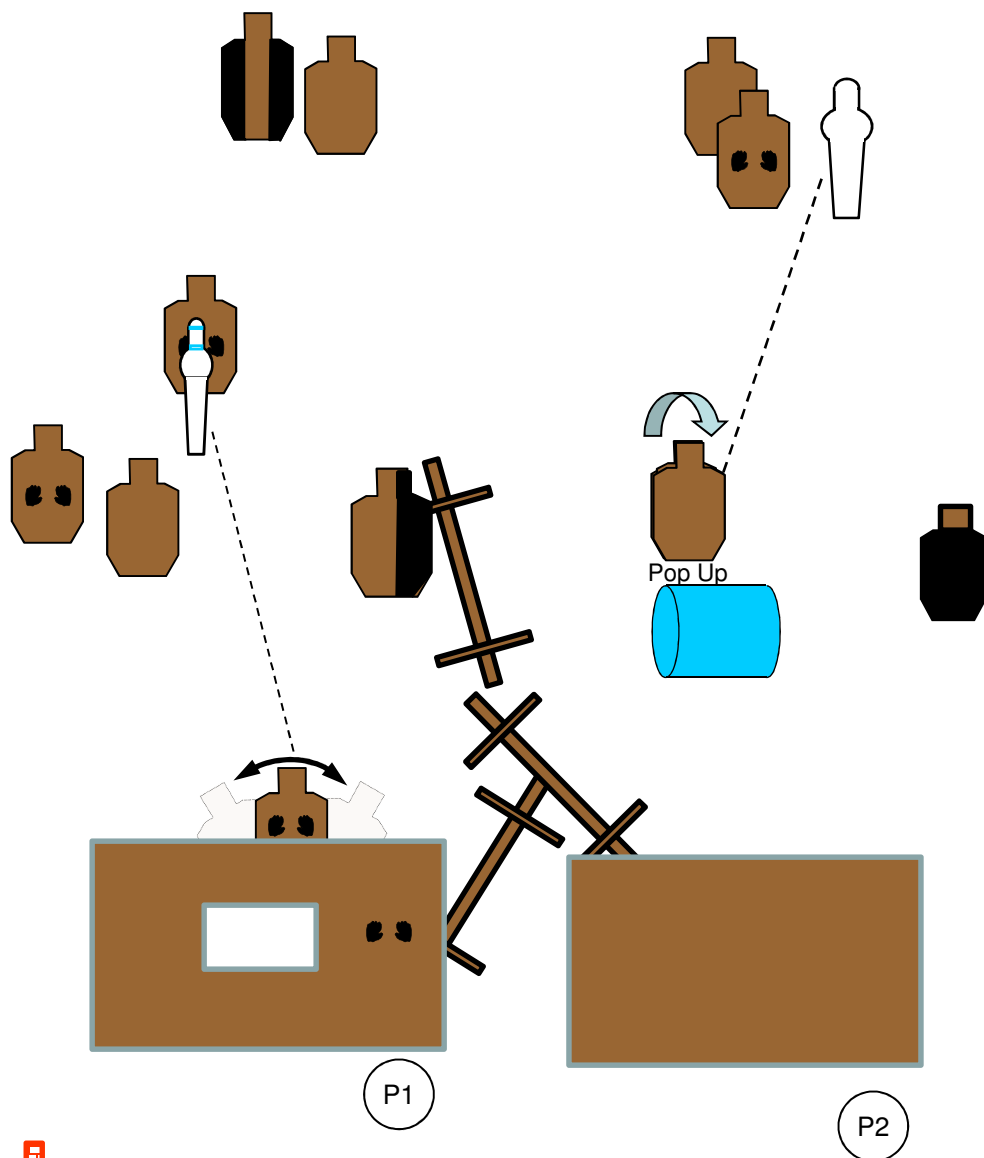
Mark
Stavrakis

9-2017



Scenario	Some ANTIFA thugs and their girlfriends try to intimidate you by spreading out and start coming toward you with weapons. More are hiding and you have to flush them out to protect yourself.
Scoring	Vickers
Concealment	Mandatory
Starting Position	P1 Gun loaded to division capacity.
Description	<p>Start at P1 in the surrender position.. At the signal draw and engage T1 – T4 2 shots each.</p> <p>First four targets must be engaged from P1 and not on the move.</p> <p>Proceed to P2 and from the RIGHT side of the wall engage targets.</p> <p>All paper gets 2 shots. Steel must fall.</p>
Scored shots	16
Targets	2 x plain, 3 x NT, 3 x skunk, 2 x head
Props	2 x poppers, 1 x pop-up with short sticks
Setup notes	
SO Notes	
	BAY D

ANTIFA	Mark Stavrakis	9-2017
--------	----------------	--------

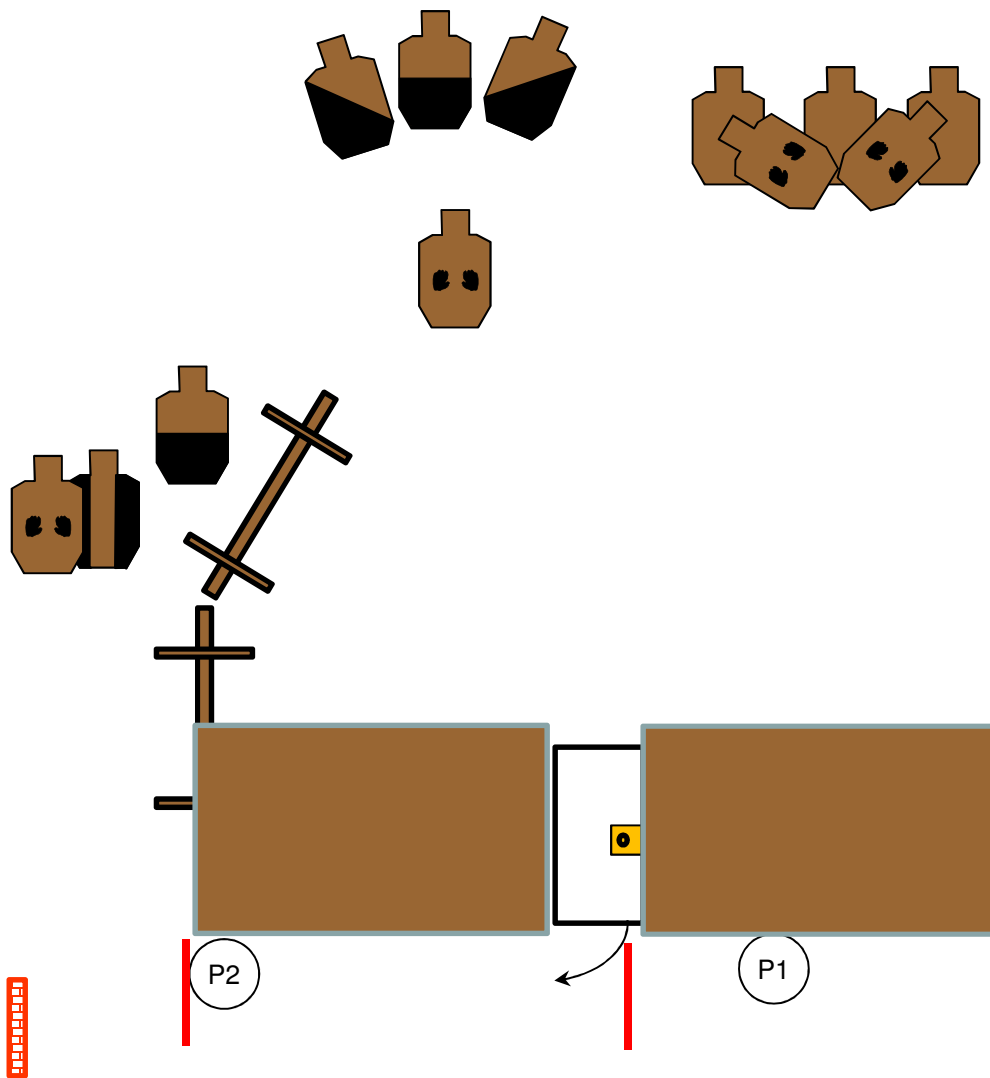


Scenario	There's a riot going on outside your St. Louis business. You have to protect your property and fight your way out.
Scoring	Vickers
Concealment	Mandatory
Starting Position	P1 Hands on wall Gun loaded to division capacity.
Description	At the signal, engage all targets through window. Proceed to P2 and engage all targets from right side of barricade. All paper gets 2 shots. Steel must fall.
Scored shots	17
Targets	4 x open, 4 x NT, 1 x head only, 1 x skunk 1 x right HC.
Props	1 x barrel, 2 x poppers, 1 x swinger, 1 x pop up
Setup notes	
SO Notes	
	BAY E

St. Louis Riot

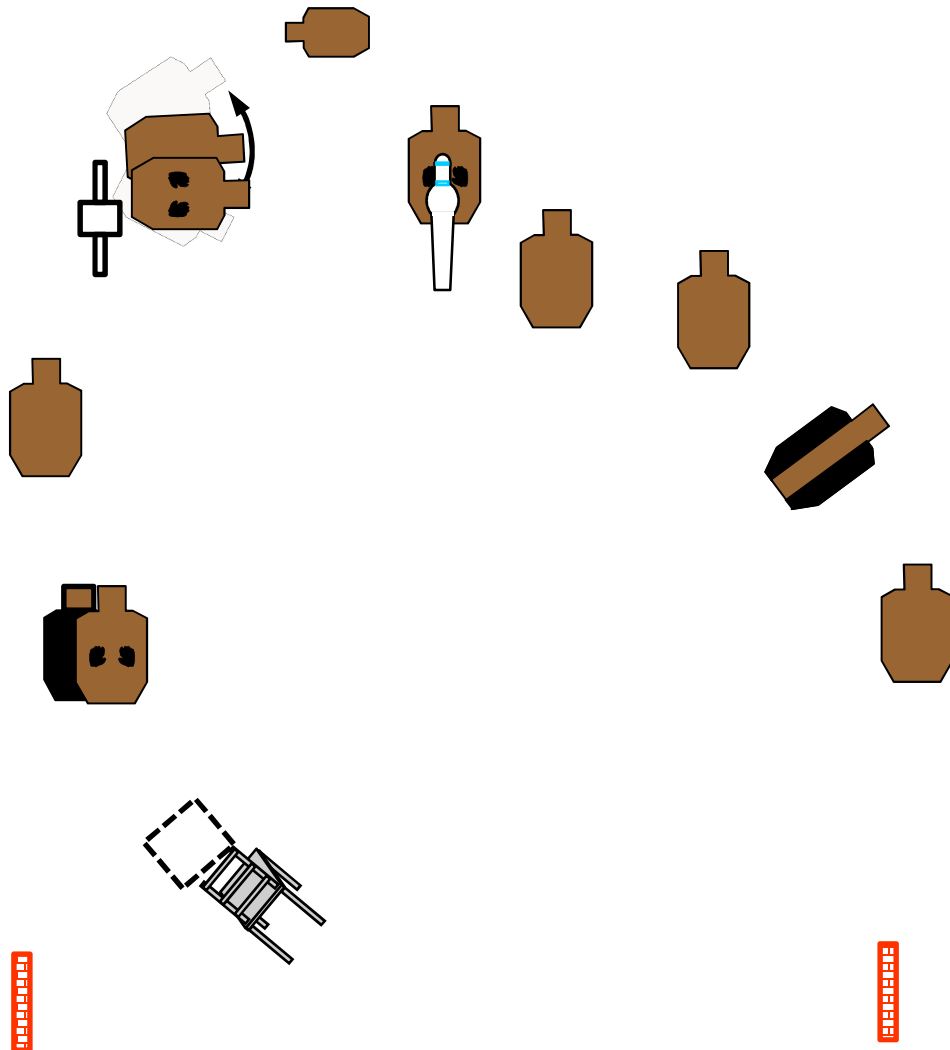
Mark
Stavrakis

9/2017



Scenario	Use that front sight.
Scoring	Vickers
Concealment	Mandatory
Starting Position	P1 Gun loaded to division capacity. Standing facing up-range, hands clasped behind the back.
Description	At the signal turn, open door and engage all targets through door. Then proceed to P2. and engage all targets. All paper gets 2 shots.
Scored shots	16
Targets	3 x plain, 4 x NT, 1 x skunk, 2 x bottom HC, 1 x left diag, 1 x right diag
Props	Door
Setup notes	
SO Notes	
	BAY F

Front sight special	Mark Stavrakis	9-2017
----------------------------	----------------	--------



Scenario	Once again you're a mafia informant and got caught. Being a rat has a price. They put your feet in the cement and get you ready for your trip to the river but you manage to get free and get one of their guns.
Scoring	Vickers
Concealment	Mandatory
Starting Position	P1 Seated with both feet inside box. Hands behind your back as if tied. Gun loaded to division capacity in <u>THE BOX</u> next to you. Spare ammo on your side.
Description	At the signal retrieve gun and engage each paper target with 2 shots each, any order. Steel must fall. Feet must <u>be on the ground inside box</u> while shooting
Scored shots	18
Targets	5 x plain, 3 x NT, 1 x skunk, 1 x head, 1 x dog
Props	1 x Popper, 1 x swinger with steel activator, wood box for feet, THE BOX.
Setup notes	
SO Notes	
	BAY X

Sleepin' with da fishes 2	Mark Stavrakis	9- 2017
----------------------------------	----------------	---------